




February Half Term

Family Bookable Activities*



Crafts

Creative Crafts

Rush & Willow Craft

Sat 11	Sun 12	Mon 13	Tues 14	Wed 15	Thur 16	Fri 17	Sat 18
2pm & 3.15pm		11am, 12.15pm, 1.45pm & 3pm					2pm & 3.15pm
						10.30am & 1.30pm	

Forest School

We're going on a tree hunt

Woodland Play

Scavenger Hunt

Winter Den Building

Sat 11	Sun 12	Mon 13	Tues 14	Wed 15	Thur 16	Fri 17	Sat 18
		10am					
					10am		
					2pm		
						10am	



Active

Low Ropes

Family Orienteering

Sat 11	Sun 12	Mon 13	Tues 14	Wed 15	Thur 16	Fri 17	Sat 18
10am, 12pm & 2pm							
	12.30pm, 2.15pm, & 4pm			9am, 10.45am, & 12.30pm			



Walks

Family Ramble

Wild Winter Explorer

Animal Tracks and Signs

Night Exploration

Heathland Birds & Wildlife

Wildlife Walk at Dusk

Moth Watch

Sat 11	Sun 12	Mon 13	Tues 14	Wed 15	Thur 16	Fri 17	Sat 18
	11am						
		10.30am & 1.30pm					
			10.30am & 1.30pm				
			5.30pm		5.30pm		
				1.30pm			
				4pm			
				5.45pm			

WHAT'S

ON

Childrens Entertainment

4pm-5pm in the Terrace

Saturday 11th Feb - Rollo

Sunday 12th Feb - Crazy Corin

Monday 13th Feb - Tricky Twister

Tuesday 14th Feb - Magic Charlie

Wednesday 15th Feb - Dave Doughnut

Thursday 16th Feb - Magic Charlie

Friday 17th Feb - Crazy Corin

Saturday 18th Feb - Rollo



Indoor Swimming Pool

Midweek

7am-9pm

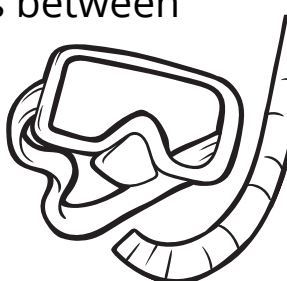
Sat/Sun

8am-8pm

Children may use the facilities between

10am-6pm

Passes can be purchased from the Health & Fitness Club



* Please book with our Reception Team in person or by calling 01263 588181. Children must be supervised on all activities.

WHAT ELSE CAN WE DO?




Self Guided Scavenger Hunt

Collect your bag and scavenger hunt list from Reception for £2, can you find all of the items on the list?



Bug Hotel

Have you ever visited a bug hotel? We have our very own one here at Kelling Heath positioned near the fishing pond!



Cycle Hire

Explore the Park on two wheels Huff and Puff Cycle Hire are based on Park for hourly or daily hire, with plenty of options for children and safety equipment.

Play Areas

We have three play areas available for different ages and skill levels.

Explore the Kelling Heath Express play train, suitable for younger children and located just off the Village Square.

Our Adventure Play Area is located by the Woodlark Holiday Homes behind the Village Square.

Looking for something more challenging? The Squirrels Drey & Birds Nest Play Area are located on the Blue Sports field.


Walking Trails

We have 8 walking trails around the Park, most start from the "Timewell Clock" sculpture by the Kelling Heath Express play train in the Village Square.

Our detailed Walking Trail guides can be purchased from Reception for £1.

Exploration Sheets

One of our wildlife experts, **Jon Tyler**, has provided us with additional self-guided exploration sheets, these can be collected from Reception.



Go Stargazing

Kelling Heath Holiday Park is one of the best places in England to discover the night skies.


From here, the seven stars of the Orion constellation and the Milky Way are visible to the naked eye on a clear night.



How many stars can you count?



Don't forget your wellies!



Graham McGrotty Quiz

Sunday 12th February
7pm - 8.45pm in the Forge Bar